

PARASITOLOGICAL EXAMINATIONS

CATALOGUE OF SERVICES AND PRICE LIST

Valid as from 25. January 2023

(prices¹ plus VAT 19%)




Dogs, cats, wild canids and felids, mustelids, raccoons, bears etc.

**Please note: Medical samples must be BREAK- AND LEAF-PROOFED PACKED
in accordance with the postal regulations.**

¹ Prices according to the governmental fee schedules in Germany (“Gebührenordnung für Tierärzte”, “GOT”), version of 22.11.2022 and the fee schedules of the Justus Liebig University Giessen (“Satzung über die Entgeltregelung für die Kliniken und Institute des Fachbereichs Veterinärmedizin“), version of 25.01.2023.



FAECAL SAMPLES

No.	PARASITOLOGICAL EXAMINATION	Sample to be supplied	Remarks	Net fee € per sample	No. in fee schedules of FB 10 JLU GI
K-01	Gastrointestinal parasites, liver flukes (helminths, coccidia) Combined sedimentation-flotation method (detection of helminth eggs and coccid oocysts in faeces; no <i>Cryptosporidium</i>)	5–10 g faeces (chestnut size)		15.63	E1007
K-03	Gastrointestinal parasites, liver flukes (helminths, coccidia), incl. amoeba and flagellates Sodium Acetate Formaldehyde (SAF) method (detection of helminth eggs, coccid oocysts, stages of amoeba and flagellates in faeces; no <i>Cryptosporidium</i>)	5–10 g faeces (chestnut size)	Alternatively to K-01 in case of small amount of faeces	16.25	E1009
K-04	Lungworms Baermann funnel method (detection and differentiation of lungworm larvae in faeces)	5–10 g faeces (chestnut size)		13.75	E1010
K-06	Giardia Coproantigen ELISA (plates; detection of <i>Giardia</i> antigen in faeces)	2–3 g faeces (native or preserved in SAF solution)		19.38	E1012
K-08	Cryptosporidium Coproantigen ELISA (plates; detection of <i>Cryptosporidium</i> antigen in faeces)	2–3 g faeces (native or preserved in SAF solution)		19.38	E1014
K-09	Tritrichomonas foetus Copro PCR (detection of <i>T. foetus</i> DNA in faeces)	2–3 g faeces		43.75	E1015




FAECAL SAMPLES

No.	PARASITOLOGICAL EXAMINATION	Sample to be supplied	Remarks	Net fee € per sample	No. in fee schedules of FB 10 JLU GI
K-10	Taeniids Adhesive tape method (detection of taeniid eggs at the perianal fur) <i>Eggs of Taenia spp. and Echinococcus spp. cannot be differentiated morphologically!</i>	Adhesive strips (e.g., Scotch®) from perianal fur		11.25	K1016
K-11	Echinococcus multilocularis or E. granulosus Copro PCR (detection of specific DNA in faeces)	5–10 g faeces (chestnut size)		43.75	E1017
K-13	Specimens of parasite-like objects Macroscopical + microscopical examination (parasite-like objects from faeces or organs)	Native specimens or preserved in 70% ethanol	*for 5 specimens	20.63*	E1019









Combinations of different faecal examination methods

No.	PARASITOLOGICAL EXAMINATION	Sample to be supplied	Remarks	Net fee € per sample	No. in fee schedules of FB 10 JLU GI
K-p1	Gastrointestinal parasites, incl. Giardia Combined sedimentation-flotation method + Giardia coproantigen ELISA	5–10 g faeces (chestnut size)	K-01 + K-06	29.38	E1021
K-p2	Gastrointestinal parasites, incl. Giardia + lungworms Combined sedimentation-flotation method + Giardia coproantigen ELISA + Baermann funnel method	10–20 g faeces	K-01 + K-04 + K-06	36.25	E1022
K-p3	Gastrointestinal parasites, incl. Giardia + Tritrichomonas Combined sedimentation-flotation method + Giardia coproantigen ELISA + Tritrichomonas copro PCR	10 g faeces	 K-01 + K-06 + K-09	72.50	E1023



WHOLE BLOOD and TISSUE SAMPLES

No.	PARASITOLOGICAL EXAMINATION	Sample to be supplied	Remarks	Net fee € per sample	No.in fee schedules of FB 10 JLU GI
B-01	Haemoparasites <i>Giemsa-stained blood smears</i> (detection of haemoparasites)	Blood smears or 2–4 ml whole blood (EDTA)		21.25	E1033
B-02	<i>Leishmania</i> (microscopical examination) <i>Giemsa-stained biopsy sample / HE-stained tissue specimen</i> (detection of <i>Leishmania</i> stages in tissue)	Biopsy material or tissue specimen		21.25	E1035
B-04	<i>Leishmania</i> (PCR) <i>PCR</i> (detection of <i>Leishmania</i> DNA in tissue)	2 ml whole blood (EDTA), conjunctival swab sample or biopsy material		43.75	E1039
B-05	Microfilaria <i>Microfilarial filtration test</i> (detection of microfilariae in whole blood)	2–4 ml whole blood (EDTA)		17.50	E1041
B-07	(Micro)filariae (PCR) <i>PCR</i> (detection of specific DNA in whole blood and molecular biological differentiation of the species)	Worm specimens or 2 ml whole blood (EDTA)		43.75	E1045
B-11a	<i>Babesia</i> spp. (PCR) <i>PCR</i> (detection of <i>Babesia</i> specific DNA in whole blood without species differentiation)	2 ml whole blood (EDTA)		43.75	E1050
B-11b	<i>Babesia</i> spp. (PCR) <i>PCR + sequencing</i> (detection of <i>Babesia</i> specific DNA in whole blood, followed by sequencing for species differentiation)	2 ml whole blood (EDTA)		75.00	E1052

No.	PARASITOLOGICAL EXAMINATION	Sample to be supplied	Remarks	Net fee € per sample	No.in fee schedules of FB 10 JLU GI
B-15a	Ehrlichia/Anaplasma (PCR) PCR (detection of Ehrlichia-/Anaplasma specific DNA in whole blood, without species differentiation)	2 ml whole blood (EDTA)		43.75	E1057
B-15b	Ehrlichia/Anaplasma (PCR) PCR + sequencing (detection of Ehrlichia-/Anaplasma specific DNA in whole blood, followed by sequencing for species differentiation)	2 ml whole blood (EDTA)		75.00	E1058
B-19	Toxoplasma gondii (PCR) PCR (detection of T. gondii DNA in tissue)	Tissue sample		43.75	E1063
B-21	Neospora (PCR) PCR (detection of N. caninum DNA in tissue)	Tissue sample (e.g., brain, musculature)		43.75	E1066
B-24	Echinococcosis (PCR) PCR (detection of DNA of E. multilocularis or E. granulosus sensu stricto in tissue or cyst fluid)	Tissue sample, cyst fluid		43.75	E1068
B-25	Lungworms in tissue (PCR) PCR (detection of specific DNA in tissue, molecular biological differentiation of the lungworm species)	Helminth specimens or lung tissue sample		43.75	E1069
B-26	Parasites in histological specimens Histopathology (morphological differentiation of parasites in HE-stained histological specimens)	Histological specimens		22.50	E1070
B-27	Parasite specimens, isolated or in tissue sample Universal PCR + sequencing (detection of specific DNA, molecular biological differentiation of species or genus)	Native specimens or preserved in 70% ethanol, tissue specimens	on demand	75.00	E1071



SKIN SCAPINGS, FUR SAMPLES, ARTHOPODS from the ENVIRONMENT

No.	PARASITOLOGICAL EXAMINATION	Sample to be supplied	Remarks	Net fee € per sample	No. in fee schedules of FB 10 JLU GI
H-01	Ectoparasites (mange mites) Macroscopical + microscopical examination + KOH digestion <i>(detection of ectoparasite stages in skin or fur samples)</i>	Skin or ear scrapings		19.38	E1029
H-02	Fur mites Adhesive tape method <i>(detection of Cheyletiella mites etc.)</i>	Adhesive tapes (e.g. Scotch®) from fur		19.38	E1030
H-03	Arthropod specimens from animals Macroscopical + microscopical examination <i>(e.g., lice, fleas, ticks)</i>	Native specimens or preserved in 70% ethanol		19.38	E1031
H-04	Arthropods from other origin Macroscopical + microscopical examination	Native specimens or preserved in 70% ethanol	*for 5 specimens	22.50	E1032

URINE SAMPLES

No.	PARASITOLOGICAL EXAMINATION	Sample to be supplied	Remarks	Net fee € per sample	No. in fee schedules of FB 10 JLU GI
U-01	Capillaria plica Sedimentation method <i>(detection of C. plica eggs in urine)</i>	5 ml urine		15.00	E1075